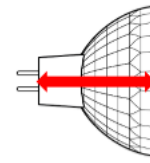
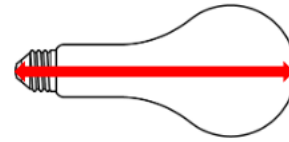


Which Bulb Do You Need?

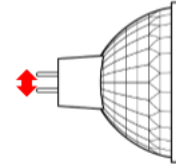
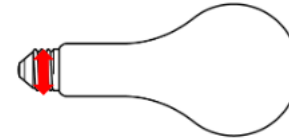
Complete as much of this questionnaire as you can before calling so we can find your bulb faster!

Tip: Place your bulb directly on a ruler for accurate measuring.

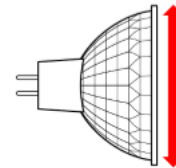
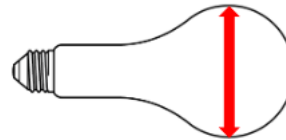
1. Length of bulb (top of bulb to bottom of base): _____ inches



2. Diameter of base (widest area of base or between center of pins): _____ millimeters



3. Diameter of bulb (widest area of glass): _____ inches



4. Base shape (circle one): Screw



Pin



Bayonet



5. Wattage/voltage listed on bulb, box or equipment): _____

6. Bulb part number listed on bulb or box: _____

7. Bulb usage / equipment used with bulb: _____

8. Bulb manufacturer: _____

9. Equipment manufacturer: _____

10. Any codes listed on bulb: _____